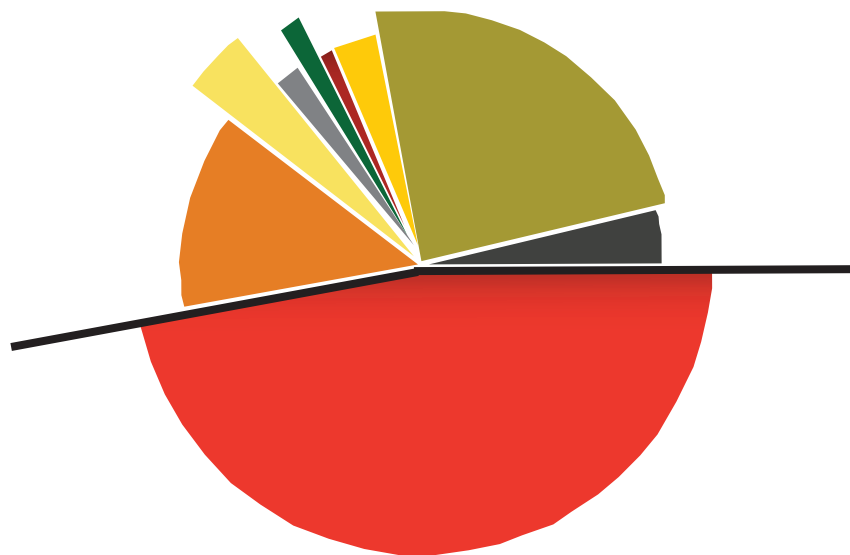


Value of Donations, by Purpose (%)



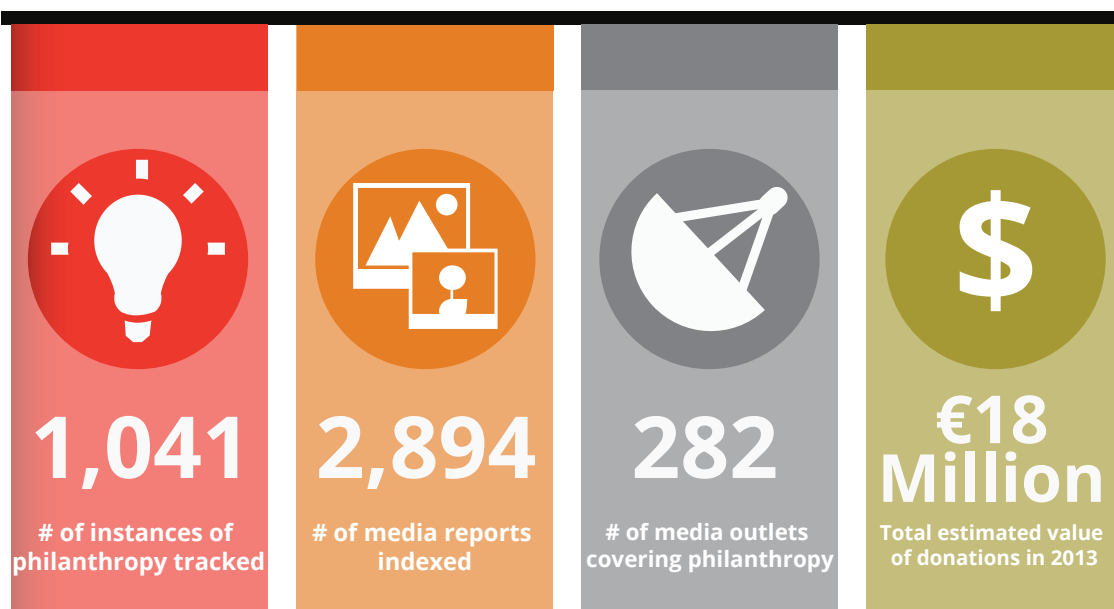
- Healthcare 47,2%
- Marginalized Groups 13,2%
- Poverty Reduction 3,7%
- Education 2,1%
- Community Development 1,5%
- Culture 1,1%
- Economic Development 3,4%
- Infrastructure 24,2%
- Other 3,6%

This brochure was made possible with financial support provided by the United States Agency for International Development (USAID) through the Institute for Sustainable Communities (ISC). The opinions expressed herein are those of the author(s) and do not necessarily reflect the views of ISC, USAID and/or the US Government.

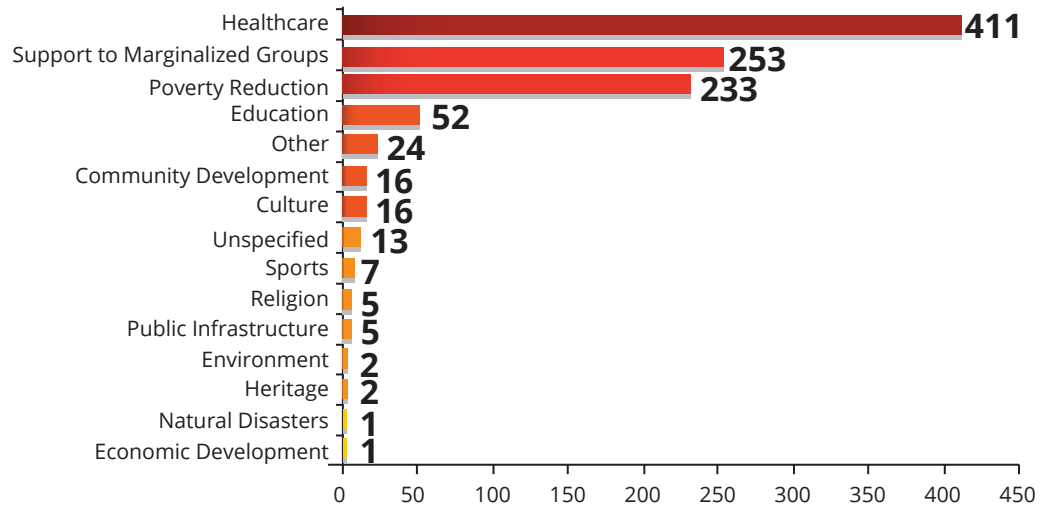
For more information on philanthropy data in Serbia,
please www.catalystbalkans.org
or write us at info@catalystbalkans.org

Quick Facts on Philanthropy in Serbia for 2013

During 2013, Catalyst tracked media reports on domestic individual corporate and diaspora philanthropy in Serbia. This brochure provides key statistics on the findings of this research.



Purpose of Giving



Value of Donations, by Donor Type (%)



Type of Donations

