


# 2014 ANNUAL REPORT on the State of Philanthropy

## BOSNIA AND HERZEGOVINA

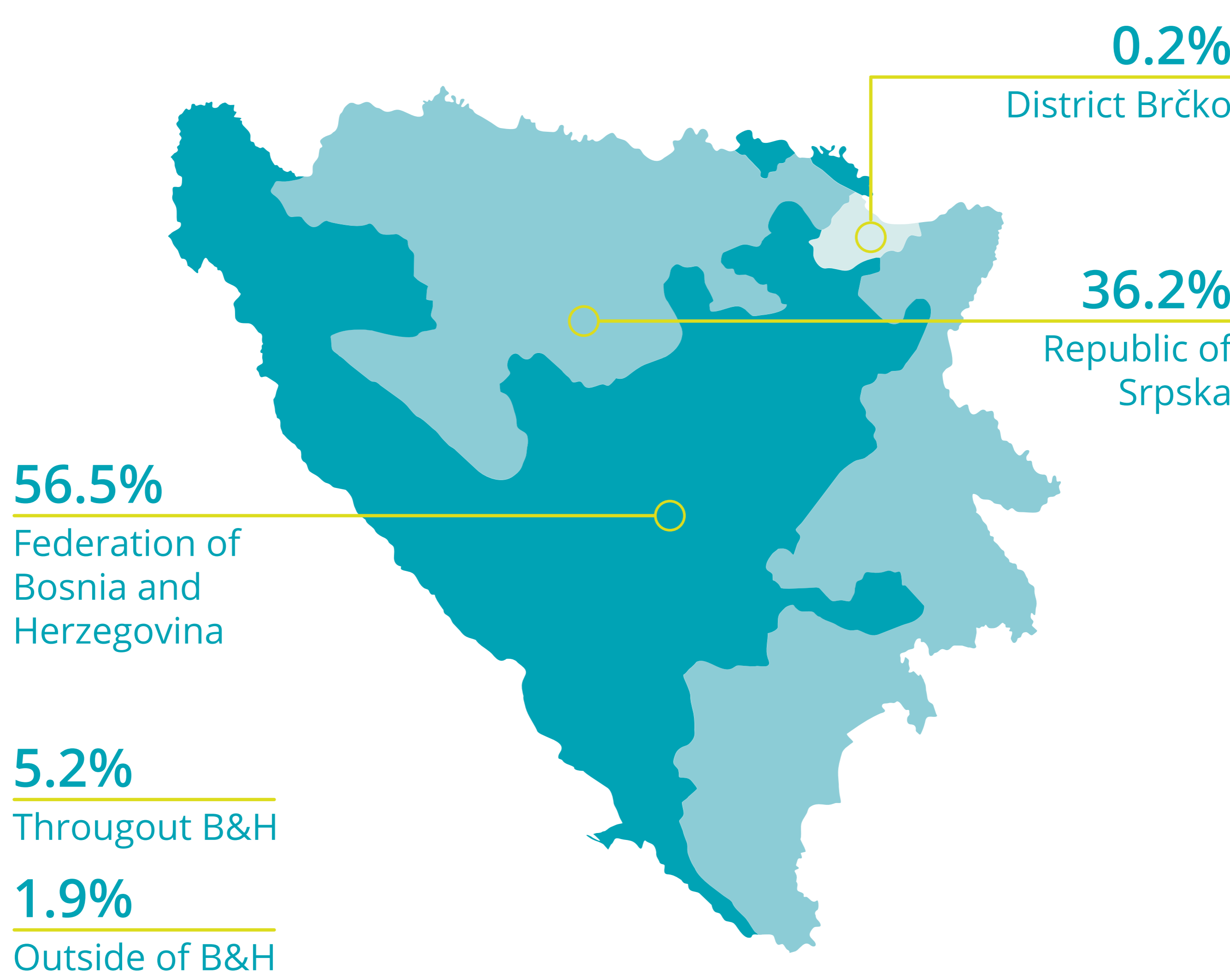
Research Conducted By:



During 2014, Catalyst Balkans tracked media reports on domestic individual, corporate and diaspora philanthropy in Bosnia and Herzegovina. This Infographic provides key statistics on the findings of this research.

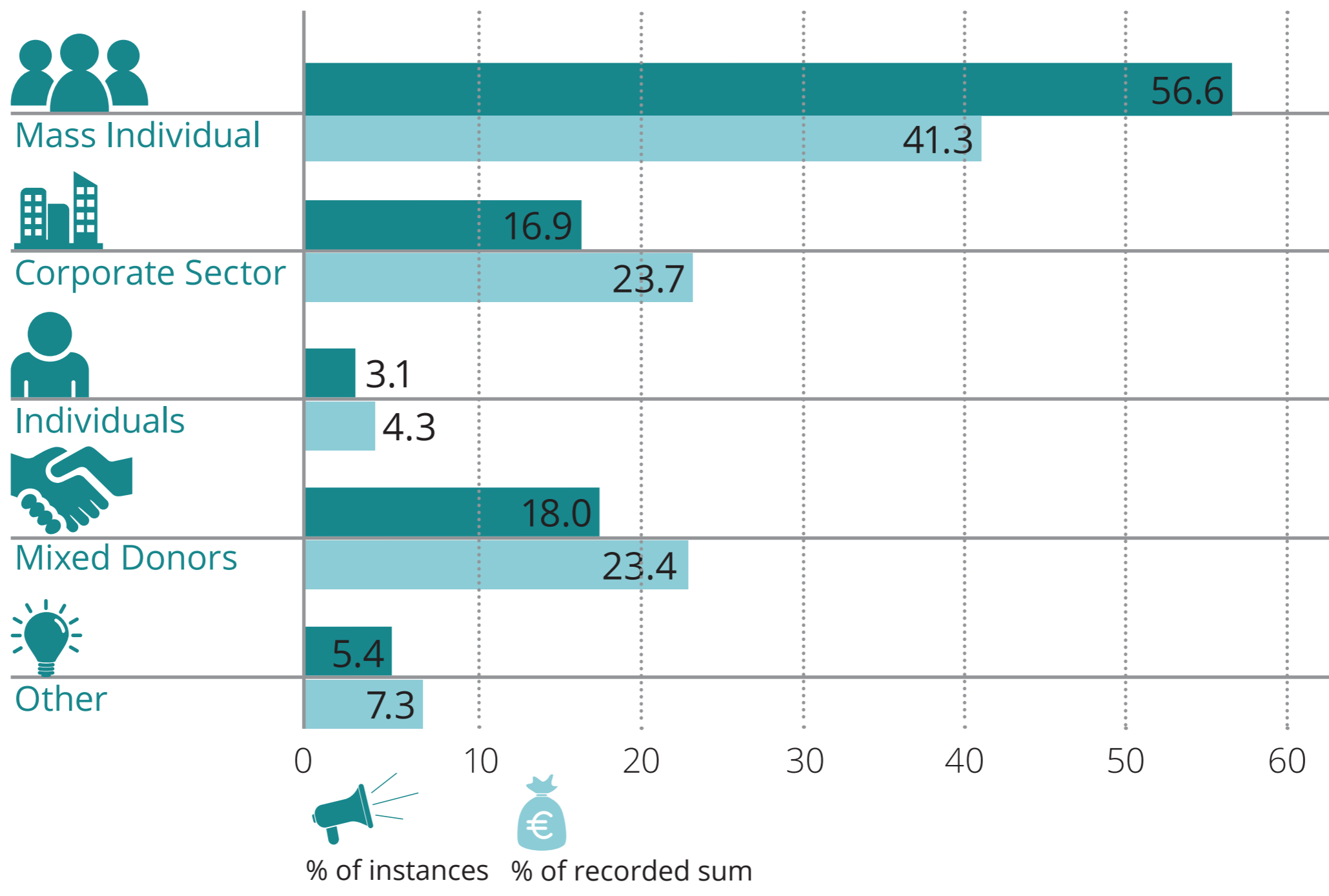


### GEOGRAPHIC DISTRIBUTION

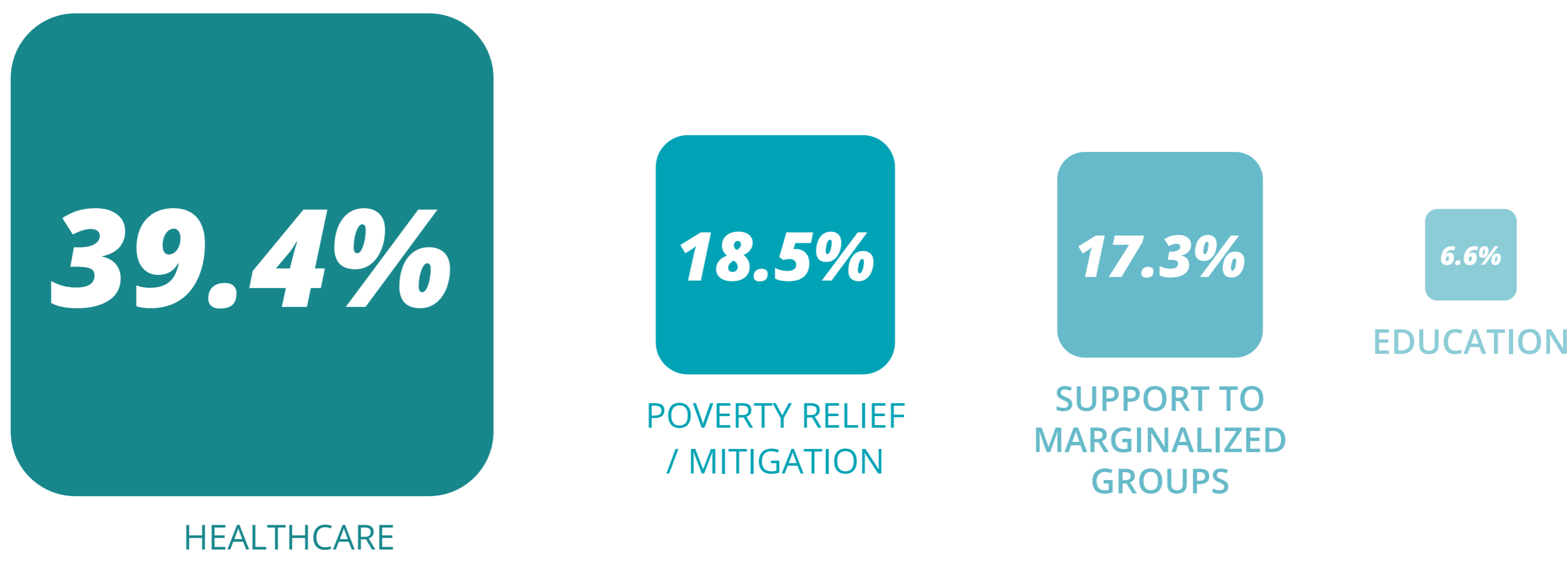


### DONORS

DONATIONS BY TYPE OF DONORS (% of instances vs. % of recorded sum)



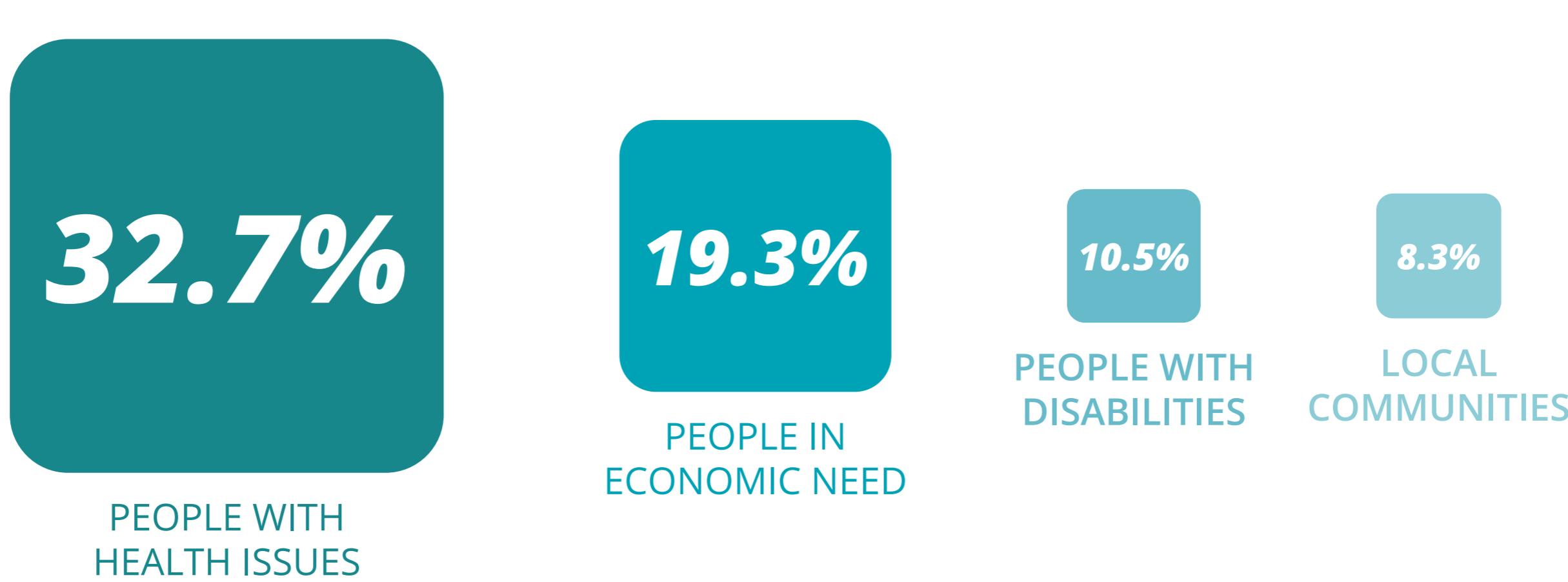
### KEY THEMES FOR GIVING



BREAKDOWN OF OTHER THEMES (by % of Instances)

Below 0.5%	0.5 – 1%	1 – 5%	Over 5%
<ul style="list-style-type: none"> <li>social entrepreneurship</li> <li>human rights</li> <li>environment</li> <li>heritage</li> <li>culture and arts</li> <li>animal welfare</li> </ul>	<ul style="list-style-type: none"> <li>public infrastructure,</li> <li>economic development</li> </ul>	<ul style="list-style-type: none"> <li>religious activities</li> <li>sport</li> </ul>	<ul style="list-style-type: none"> <li>seasonal giving</li> </ul>

### RECIPIENTS OF DONATIONS

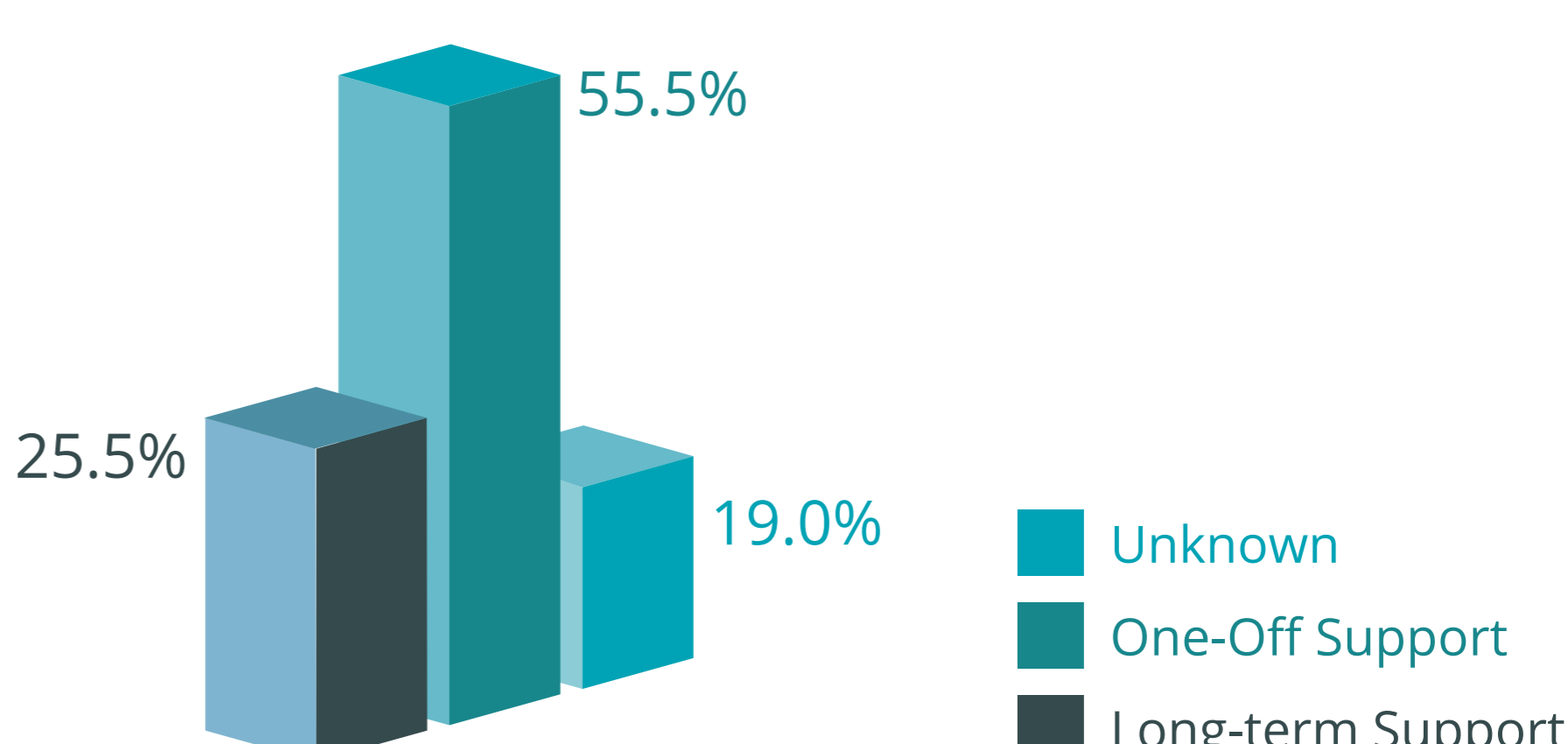


BREAKDOWN OF OTHER FINAL BENEFICIARY GROUPS (by % of Instances)

0 – 1%	1 – 2%	2 – 4%	4 – 5%
<ul style="list-style-type: none"> <li>elderly, refugees/IDPs</li> <li>homeless</li> <li>unemployed</li> <li>ethnic minority population</li> <li>single parents</li> <li>women and children survivors of violence</li> <li>animals</li> </ul>	<ul style="list-style-type: none"> <li>talented youth</li> <li>religious/faith communities</li> </ul>	<ul style="list-style-type: none"> <li>people living in other countries</li> <li>general population</li> <li>women with infants</li> </ul>	<ul style="list-style-type: none"> <li>children without parental care</li> </ul>

### USE OF DONATIONS

USE OF DONATIONS (by % of Instances)



Research Supported by:



The 2014 Annual Report on the State of Philanthropy in Bosnia and Herzegovina is part of a broader initiative to promote and stimulate philanthropy in Bosnia and Herzegovina and the region carried out by the Trag Foundation and Catalyst Balkans. The underlying research and this publication were created by Catalyst Balkans in cooperation with Trag Foundation, and with the generous support of the C.S. Mott Foundation, Balkan Trust for Democracy (BTD) and United States Agency for International Development (USAID).

Given that the value of the donation in Bosnia and Herzegovina was reported in only 24.9% of the instances, estimation about the total amount donated is made by extrapolation based on the known data. For more information, please find the full report at:

[catalystbalkans.org](http://catalystbalkans.org)  
[givingbalkans.org](http://givingbalkans.org)

PREPARED BY :  
Aleksandra Vesić

EDITORS:  
Aleksandra Vesić  
Nathan Koeshall

Graphic Design:  
Tatjana Negić Paunović

FOUNDATION CATALYST

Takovska 38  
Belgrade  
Serbia

Belgrade, 2015